



## STANDARD SHAPES

AVAILABLE WITHOUT DIE CHARGES

EFFECTIVE FEBRUARY, 2025

WESTERN EXTRUSIONS CORPORATION
























P.O. BOX 810219 DALLAS, TEXAS 75381-0219  
1735 SANDY LAKE ROAD  
CARROLLTON, TEXAS 75006

PHONE: (972) 245-7515

TOLL-FREE: (800) 888-6063

FAX: (972) 245-2980

# TABLE OF CONTENTS

		PAGE
	GENERAL INFORMATION _____	1
	ROD _____	2
	RECTANGULAR BAR (SHARP CORNERS) _____	6
	RECTANGULAR BAR (ROUNDED CORNERS) _____	12
	SQUARE BAR _____	16
	HEXAGONAL BAR _____	18
	OCTAGONAL BAR _____	20
	ROUND TUBE _____	22
	SCHEDULED PIPE _____	26
	SQUARE TUBE (SHARP CORNERS) _____	30
	SQUARE TUBE (ROUNDED CORNERS) _____	34
	RECTANGULAR TUBE (SHARP CORNERS) _____	38
	RECTANGULAR TUBE (ROUNDED CORNERS) _____	40
	ANGLES (EQUAL LEGS) _____	44
	ANGLES (UNEQUAL LEGS) _____	48
	STRUCTURAL ANGLES (EQUAL LEGS) _____	52
	STRUCTURAL ANGLES (UNEQUAL LEGS) _____	54
	TEE _____	56
	STRUCTURAL TEE _____	58
	CHANNEL _____	60
	STRUCTURAL CHANNEL _____	64
	WIDE FLANGE BEAMS _____	66
	I-BEAM _____	68
	ZEE _____	70
	RADIUS TABLE _____	72



## GENERAL INFORMATION

### WESTERN EXTRUSIONS CUSTOMER SERVICE:

- PHONE (972) 245-7515
- TOLL FREE: (800) 888-6063
- FAX: (972) 245-2980

### FINISHES AVAILABLE:

- MILL
- PRETREAT
- PAINT
- ANODIZE
  - CLEAR
  - COLOR BRITE DIP
  - POLISH AND BRITE DIP
  - MECHANICAL FINISHES AND BRITE DIP
  - TWO STEP ELECTROLYTIC BRONZE AND BLACK

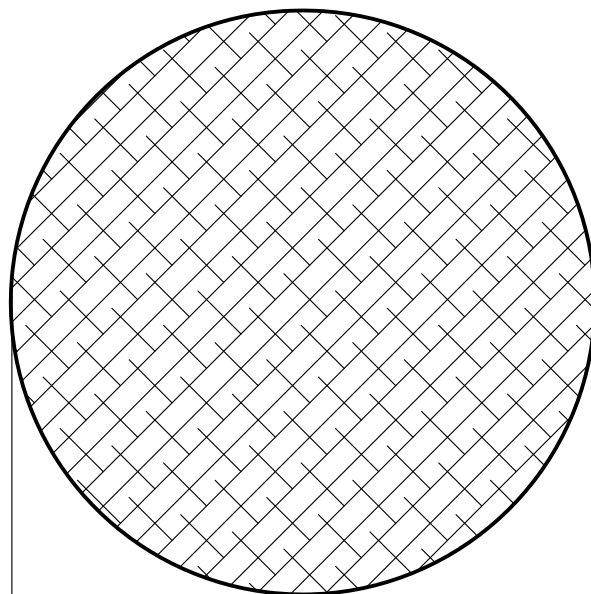
### STANDARD ALLOYS:

- |       |                                   |
|-------|-----------------------------------|
| -6005 | -SHARP CORNERS BROKEN AT 0.020 R. |
| -6061 | -SHARP CORNERS BROKEN AT 0.020 R. |
| -6063 | -SHARP CORNERS BROKEN AT 0.015 R. |
| -6463 | -SHARP CORNERS BROKEN AT 0.015 R. |
| -6351 | -SHARP CORNERS BROKEN AT 0.020 R. |

ALL SHAPES ARE PRODUCED TO ORDER. NO STANDARD SHAPES ARE KEPT IN STOCK.

OTHER STANDARD SHAPES THAT ARE NOT LISTED MAY BE AVAILABLE WITHOUT DIE COST. PLEASE CONTACT YOUR CUSTOMER SERVICE REPRESENTATIVE FOR MORE INFORMATION

ROD



← DIA. →

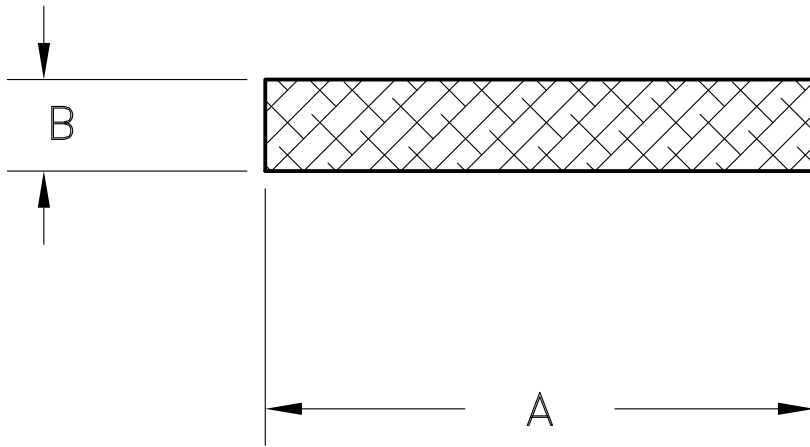
ROD

DIE No.	DIAMETER	WT/FT	PERIMETER
19475	0.312	0.091	0.980
19859	0.375	0.132	1.178
19820	0.500	0.235	1.571
19753	0.625	0.368	1.963
19373	0.688	0.446	2.161
19817	0.750	0.530	2.356
19895	0.875	0.721	2.749
19446	0.938	0.829	2.947
19905	1.000	0.942	3.142
19903	1.125	1.193	3.534
19909	1.250	1.472	3.927
19427	1.312	1.622	4.122
19426	1.375	1.782	4.320
19933	1.500	2.120	4.712
19888	1.750	2.886	5.498
19951	1.910	3.438	6.000
19730	2.000	3.770	6.283





RECTANGULAR BAR  
SHARP CORNERS





RECTANGULAR BAR SHARP CORNERS

DIE No.	A	DIM	B	WT/FT	PERIM
19760	0.750	X	0.187	0.169	1.858
19681	0.750	X	0.375	0.337	2.224
19866	1.000	X	0.125	0.150	2.233
19803	1.000	X	0.250	0.300	2.473
19843	1.000	X	0.313	0.376	2.626
19786	1.000	X	0.375	0.450	2.750
19791	1.000	X	0.500	0.600	3.000
19802	1.250	X	0.187	0.281	2.858
19547	1.250	X	0.250	0.376	3.000
19578	1.250	X	0.500	0.750	3.500
19468	1.375	X	0.125	0.206	3.000
19647	1.500	X	0.125	0.226	3.250
19879	1.500	X	0.250	0.450	3.483
19798	1.500	X	0.375	0.676	3.750
19033	1.500	X	0.375	0.676	3.750
<b>19033 (FOR 6463/T5 OR T6 ORDERS ONLY)</b>					
19968	1.500	X	0.500	0.900	4.000
19433	1.500	X	0.625	1.126	4.250
19764	1.750	X	0.187	0.394	3.858
19585	1.750	X	0.500	1.050	4.500
19055	1.811	X	0.125	0.271	3.838
19944	2.000	X	0.125	0.300	4.233
19893	2.000	X	0.187	0.449	4.357
19877	2.000	X	0.250	0.600	4.483
14781	2.000	X	0.250	0.600	4.483
<b>DIE 14781 (FOR 6463 ALLOY ORDERS ONLY)</b>					

RECTANGULAR BAR SHARP CORNERS

DIE No.	A	DIM	B	WT/FT	PERIM
19767	2.000	X	0.375	0.900	4.733
19792	2.000	X	0.500	1.200	5.000
19432	2.000	X	0.625	1.500	5.250
19965	2.000	X	0.750	1.800	5.500
19678	2.000	X	1.000	2.400	5.974
19404	2.000	X	1.500	3.600	7.000
19571	2.250	X	0.125	0.337	4.750
19763	2.250	X	0.187	0.506	4.858
19179	2.250	X	0.250	0.676	5.000
<b>DIE 19179 SPECIAL TOLERANCES ON DIMENSION 2.250 ±0.010</b>					
19481	2.500	X	0.188	0.563	5.375
19541	2.500	X	0.250	0.750	5.500
19716	2.500	X	0.375	1.124	5.724
19768	2.500	X	0.500	1.500	6.000
19412	2.500	X	0.625	1.874	6.250
19772	2.500	X	0.750	2.250	6.500
19601	3.000	X	0.125	0.450	6.250
19761	3.000	X	0.187	0.674	6.358
<b>19761 (FOR 6061 &amp; 6005 ORDERS ONLY)</b>					
14774	3.000	X	0.250	0.900	6.500
<b>14774 (FOR 6463 ORDERS ONLY)</b>					
19785	3.000	X	0.375	1.350	6.750
19717	3.000	X	0.500	1.800	6.974
19596	3.000	X	1.000	3.600	8.000
19355	3.300	X	0.250	0.990	7.100
19655	3.500	X	0.250	1.050	7.500
19522	3.500	X	2.100	2.100	8.000

RECTANGULAR BAR SHARP CORNERS

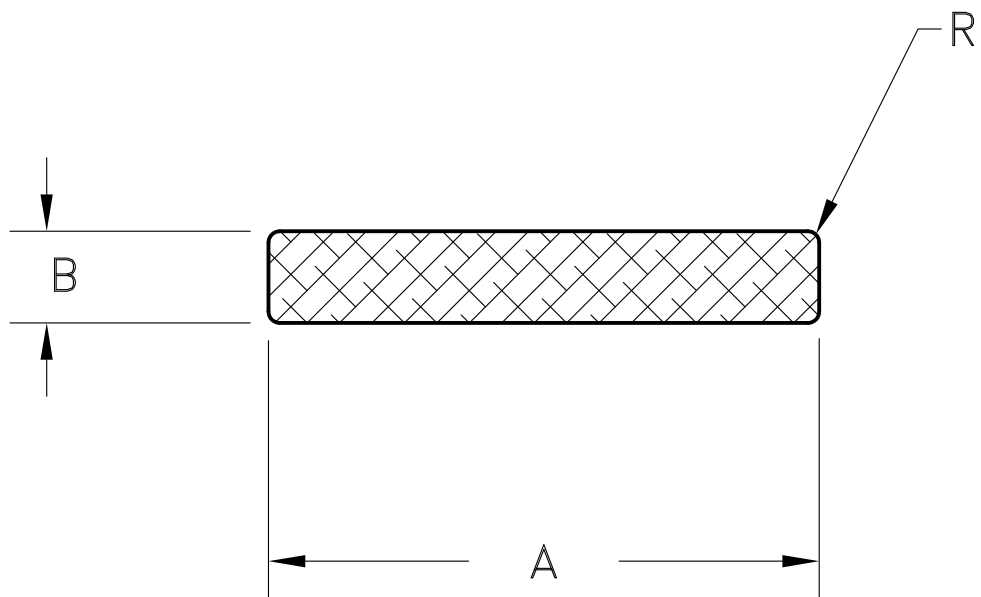
DIE No.	A	DIM	B	WT/FT	PERIM
19613	4.000	X	0.125	0.600	8.250
19784	4.000	X	0.250	1.200	8.500
19250	4.000	X	0.250	1.200	8.500
<b>19250 (FOR 6463/6063 ORDERS ONLY)</b>					
14778	4.000	X	0.250	1.200	8.500
<b>14778 (FOR 6463 ORDERS ONLY)</b>					
19680	4.000	X	0.375	1.800	8.724
14776	4.000	X	0.375	1.800	8.724
<b>14776 (FOR 6463 ORDERS ONLY)</b>					
19779	4.000	X	0.500	2.400	9.000
19410	4.000	X	0.625	3.000	9.250
19409	4.000	X	0.750	3.600	9.500
19245	4.000	X	2.000	9.600	12.000
19040	4.500	X	0.250	1.350	9.500
<b>19040 (FOR 6061/6005A ORDERS ONLY)</b>					
19953	4.500	X	0.250	1.350	9.500
<b>19953 (FOR 6463/6063 ORDERS ONLY)</b>					
19483	5.000	X	0.250	1.500	10.500
19738	5.000	X	0.375	2.250	10.750
14777	5.000	X	0.375	2.250	10.750
<b>14777 (FOR 6463 ORDERS ONLY)</b>					
19622	5.000	X	0.500	3.000	11.000
19064	5.000	X	0.625	3.750	11.224
19242	5.000	X	0.750	4.500	11.500
19243	5.000	X	1.500	9.000	13.000
19241	5.000	X	2.000	12.000	14.000
19191	6.000	X	0.188	1.327	12.376
19701	6.000	X	0.250	1.800	12.474
19113	6.000	X	0.313	2.250	12.625
19633	6.000	X	0.375	2.700	12.750
19718	6.000	X	0.500	3.600	12.974



RECTANGULAR BAR SHARP CORNERS

DIE No.	A	DIM	B	WT/FT	PERIM

RECTANGULAR BAR  
ROUNDED CORNERS



RECTANGULAR BAR ROUND CORNERS

DIE No.	A	DIM	B	R	WT/FT	PERIM
19920	0.750	X	0.125	0.062	0.108	1.644
19177	0.750	X	0.250	0.062	0.221	1.894
19394	1.000	X	0.125	0.031	0.149	2.197
19527	1.000	X	0.500	0.125	0.584	2.785
19251	1.250	X	0.250	0.125	0.359	2.785
19208	1.250	X	0.375	0.125	0.546	3.035
19827	1.250	X	0.625	0.094	0.929	3.589
19514	1.250	X	0.875	0.093	1.303	4.090
19172	1.500	X	0.188	0.094	0.329	3.215
19524	1.500	X	0.500	0.125	0.884	3.785
19055	1.811	X	0.125	0.020	0.271	3.838
19892	2.000	X	0.250	0.062	0.596	4.394
14775	2.000	X	0.250	0.062	0.596	4.394
14775 (FOR 6463 ORDERS ONLY)						
19543	2.000	X	0.500	0.250	1.135	4.571
14779	2.000	X	0.500	0.250	1.135	4.571
14779 (FOR 6463 ORDERS ONLY)						
19930	2.335	X	0.109	0.054	0.304	4.815
19193	2.750	X	0.313	0.156	1.006	5.857
19066	3.000	X	0.750	0.156	2.675	7.232
19089	3.375	X	1.000	0.062	4.047	8.644
19568	3.625	X	0.188	0.094	0.776	7.465

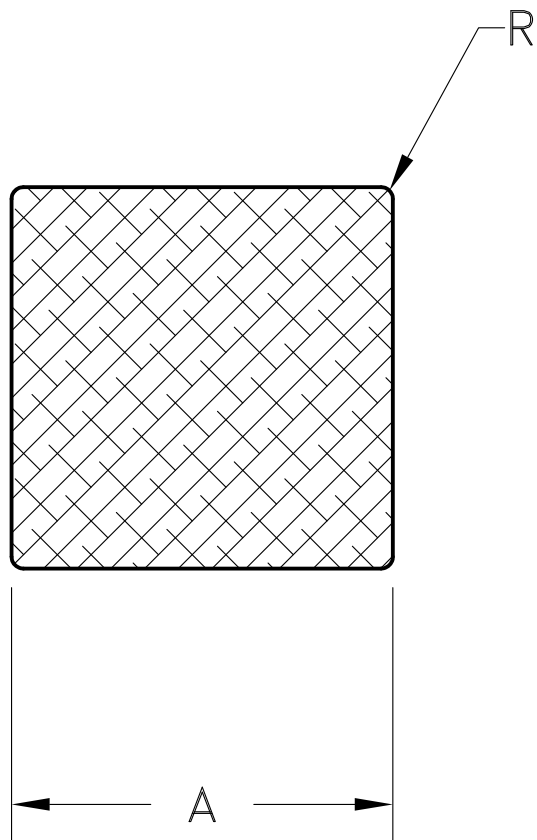




RECTANGULAR BAR ROUND CORNERS

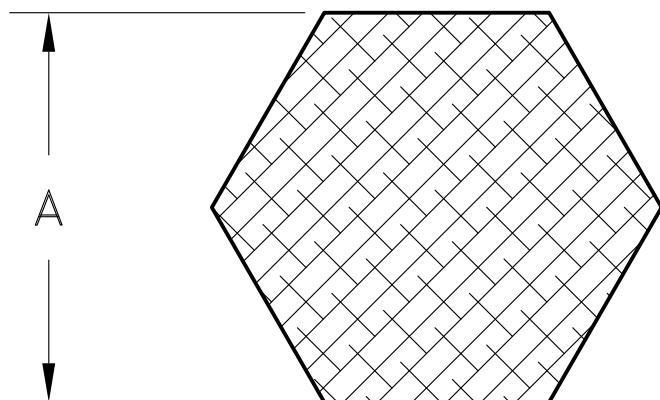
DIE No.	A	DIM	B	R	WT/FT	PERIM

SQUARE BAR



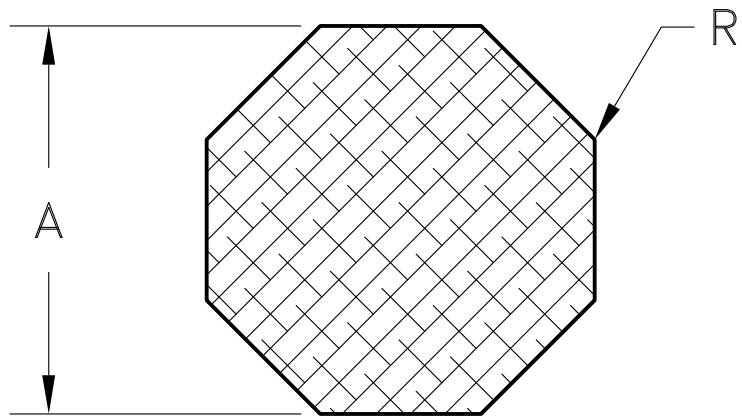


# HEXAGONAL BAR



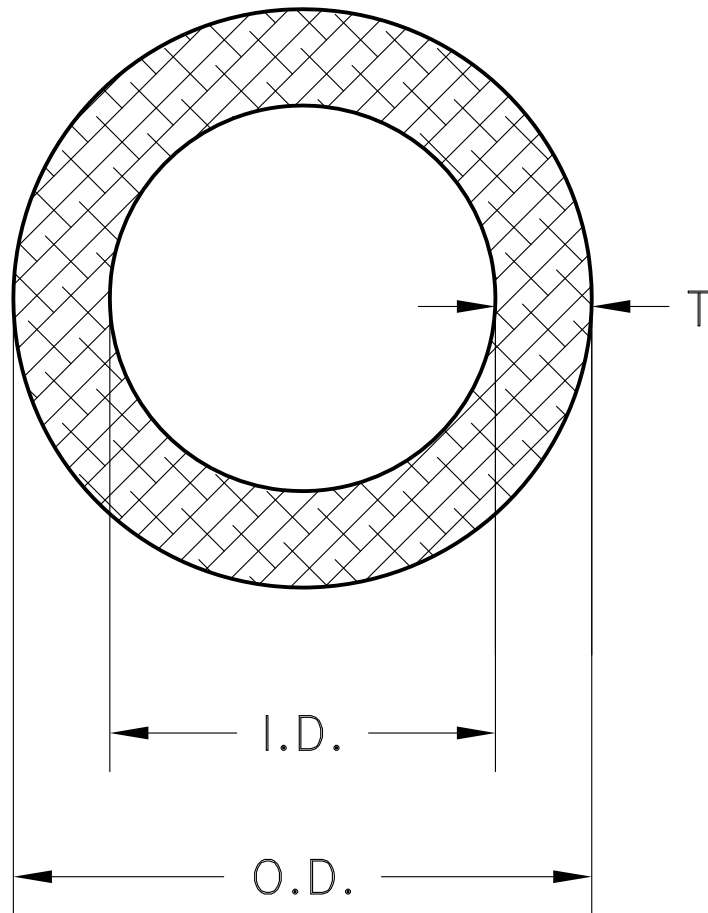


# OCTAGONAL BAR





# ROUND TUBE



\*\*PERIMETER EQUALS SUM OF INSIDE AND OUTSIDE PERIMETERS



ROUND TUBE

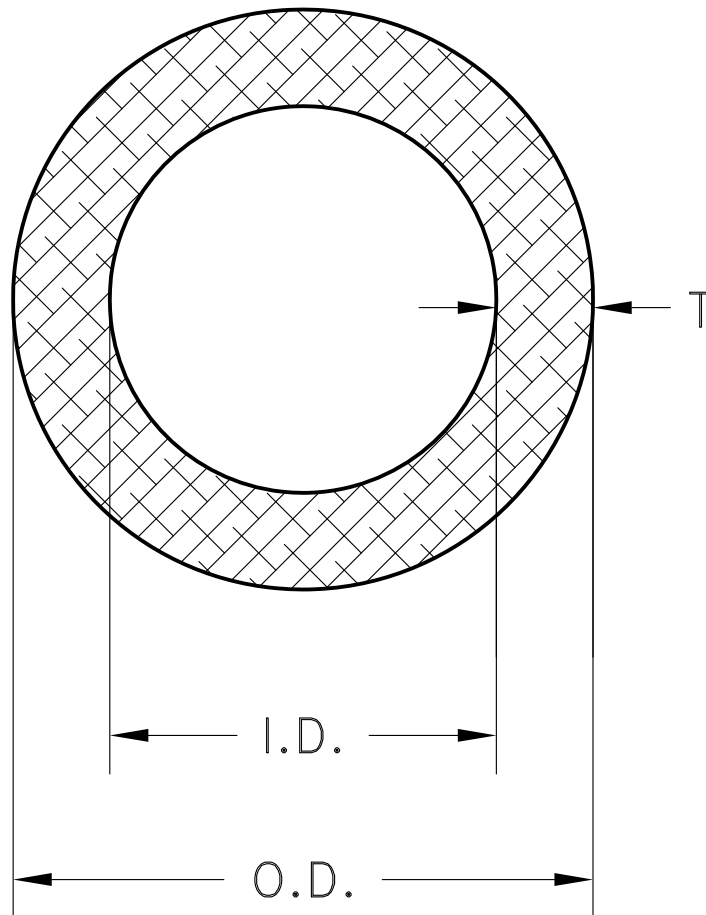
DIE No.	O.D.	I.D.	T	WT/FT	PERIM
H 19561	0.715	0.565	0.075	0.181	4.021
H 19719	0.750	0.500	0.125	0.295	3.927
H 19577	0.750	0.620	0.065	0.168	4.304
H 19452	0.850	0.650	0.100	0.282	4.712
H 19708	0.875	0.625	0.125	0.353	4.712
H 19463	0.875	0.685	0.095	0.277	4.904
H 19545	0.875	0.749	0.063	0.192	5.102
H 19765	1.000	0.750	0.125	0.412	5.510
H 19176	1.125	0.875	0.125	0.472	6.283
H 19851	1.250	1.000	0.125	0.530	7.069
H 19602	1.500	1.000	0.250	1.178	7.854
H 19782	1.500	1.250	0.125	0.648	8.639
H 14782	1.500	1.250	0.125	0.648	8.639
<b>H 14782 ( FOR 6463 ORDERS ONLY)</b>					
H 19264	1.820	1.433	0.194	1.187	10.220
H 19573	1.890	1.622	0.134	0.888	11.034
H 19048	2.000	1.250	0.375	2.297	10.210
H 19105	2.000	1.624	0.188	1.284	11.397
H 19045	2.000	1.750	0.125	0.884	11.781
<b>H 19045 (6463 FOR BRITE DIP ORDERS ONLY)</b>					
H 19560	2.000	1.750	0.125	0.884	11.781
H 19047	2.000	1.750	0.125	0.884	11.781
<b>H 19047 (6463 FOR BRITE DIP ORDERS ONLY)</b>					

ROUND TUBE

DIE No.	O.D.	I.D.	T	WT/FT	PERIM
H 19942	2.000	1.870	0.065	0.475	12.158
H 19457	2.150	1.900	0.125	0.955	12.723
H 19086	2.365	1.939	0.213	1.724	13.525
H 19183	2.375	2.000	0.188	1.546	13.744
H 19952	2.375	2.193	0.091	0.784	14.351
H 19129	2.500	2.125	0.188	1.635	14.530
H 19732	2.500	2.250	0.125	1.120	14.923
H 19334	2.855	2.699	0.078	0.817	17.448
H 19897	3.000	2.500	0.250	2.592	17.279
H 19128	3.000	2.675	0.188	1.988	17.671
H 19544	3.000	2.750	0.125	1.355	18.064
H 19132	3.125	2.907	0.109	1.240	18.950
H 19126	3.500	3.124	0.188	2.341	20.813
H 19041	3.500	3.188	0.156	1.967	21.011
H 19127	3.500	3.250	0.125	1.590	21.206
H 19611	4.000	3.500	0.250	3.534	23.562
H 19216	4.000	3.750	0.125	1.825	24.347
H 19131	4.000	3.856	0.072	1.066	24.680
H 19124	5.000	4.375	0.313	5.522	29.452
H 19119	5.500	5.000	0.250	4.948	32.987



PIPE  
SCHEDULED PIPE



ANSI/ASME STANDARDS B36.10M AND B36.19M  
\*\*PERIMETER EQUALS SUM OF INSIDE AND OUTSIDE PERIMETERS

SCHEDULED PIPE

DIE No.	NOM.	SCHED.	O.D.	I.D.	T	WT/FT	PERIM
H 19799	1/2	40	0.840	0.622	0.109	0.300	4.593
H 24503	1/2	40	0.840	0.622	0.109	0.300	4.593
<b>H 24503 (6463 FOR BRITE DIP ORDERS ONLY)</b>							
H 19988	3/4	40	1.050	0.824	0.113	0.400	5.888
H 24829	3/4	40	1.048	0.824	0.112	0.396	5.881
<b>H 24829 (6463 FOR BRITE DIP ORDERS ONLY)</b>							
H 19911	1	40	1.315	1.049	0.133	0.593	7.427
H 24830	1	40	1.315	1.052	0.125	0.587	7.436
<b>H 24830 (6463 FOR BRITE DIP ORDERS ONLY)</b>							
H 19947	1 1/4	40	1.660	1.380	0.140	0.802	9.550
H 24831	1 1/4	40	1.660	1.380	0.135	0.774	9.522
<b>H 24831 (6463 FOR BRITE DIP ORDERS ONLY)</b>							
H 19382	1 1/4	80	1.660	1.278	0.191	1.057	9.230
H 19046	1 1/4	80	1.660	1.278	0.191	1.057	9.230
<b>H 19046 (6463 FOR BRITE DIP ORDERS ONLY)</b>							
H 19946	1 1/2	40	1.900	1.610	0.145	0.959	11.027
H 24562	1 1/2	40	1.900	1.610	0.145	0.959	11.027
<b>H 24562 (6463 FOR BRITE DIP ORDERS ONLY)</b>							
H 19237	1 1/2	80	1.900	1.500	0.200	1.282	10.681
H 19603	1 1/2	80	1.890	1.503	0.194	1.238	10.660
<b>H 19603 (6463 FOR BRITE DIP ORDERS ONLY)</b>							

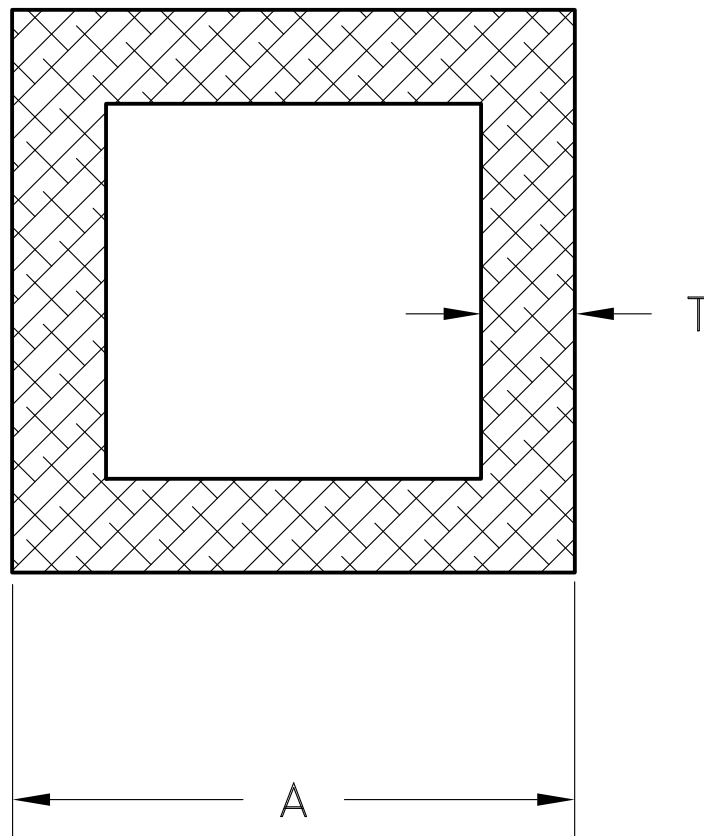
SCHEDULED PIPE

DIE No.	NOM.	SCHED.	O.D.	I.D.	T	WT/FT	PERIM
H 19809	2	10	2.375	2.157	0.109	0.931	14.237
H 19969	2	40	2.375	2.067	0.154	1.289	13.955
H 24832	2	40	2.375	2.077	0.149	1.244	13.924
<b>H 24832 (6463 FOR BRITE DIP ORDERS ONLY)</b>							
H 19383	2	80	2.375	1.939	0.218	1.772	13.553
<b>H 19383 (6463 FOR BRITE DIP ORDERS ONLY)</b>							
H 19808	2 1/2	10	2.875	2.635	0.120	1.247	17.310
H 19459	2 1/2	40	2.875	2.469	0.203	2.045	16.789
H 19473	3	40	3.485	3.053	0.216	2.662	20.539
H 24505	3	40	3.485	3.053	0.216	2.662	20.539
<b>H 24505 (6463 FOR BRITE DIP ORDERS ONLY)</b>							
H 19255	3	80	3.500	2.900	0.300	3.619	20.107
H 19474	4	40	4.500	4.026	0.237	3.809	26.785
H 19065	8	40	8.625	7.981	0.322	10.069	52.171
H 19117	10	40	10.75	10.02	0.365	14.29	65.251



# SQUARE TUBE

SHARP CORNERS



\*\* PERIMETER EQUALS SUM OF INSIDE AND OUTSIDE PERIMETER



SQUARE TUBE SHARP CORNERS

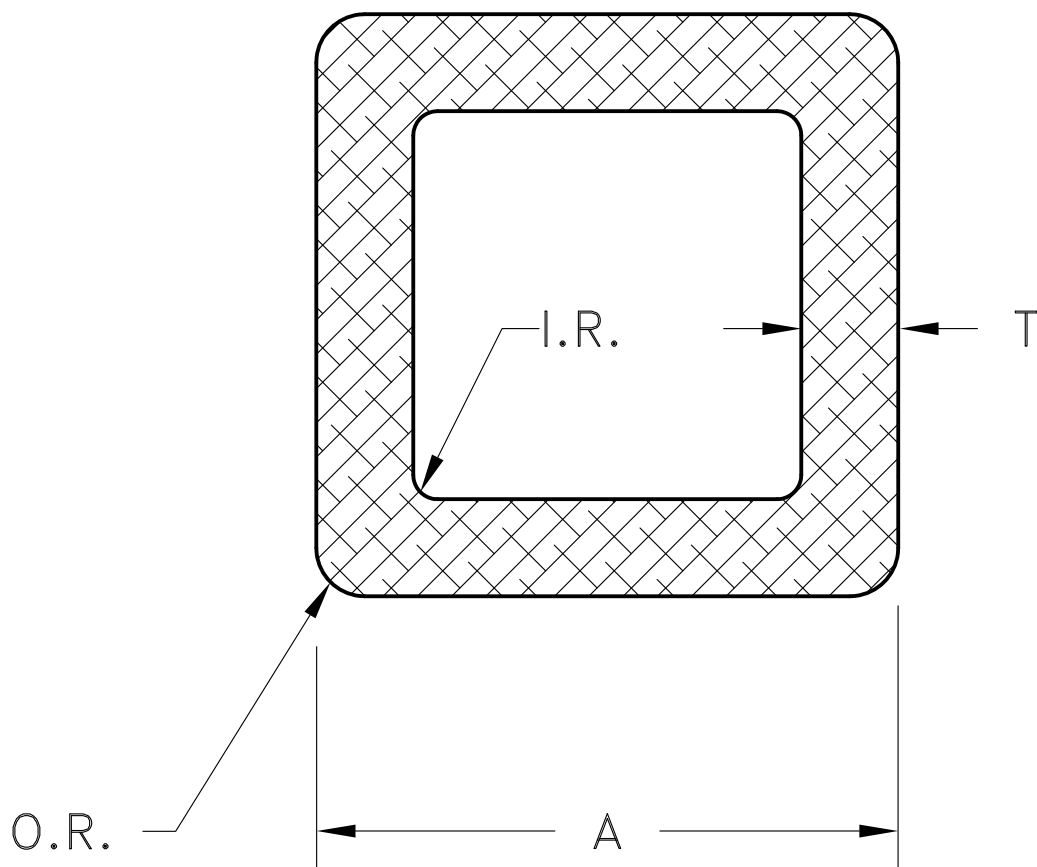
DIE NO.	A	T	WT/FT	PERIM
H 19521	0.750	0.062	0.204	5.504
H 19549	1.000	0.050	0.228	7.600
H 19620	1.000	0.125	0.526	7.000
H 19149	1.250	0.093	0.517	9.256
H 19607	1.250	0.125	0.674	9.000
H 19623	1.500	0.062	0.428	11.504
H 19148	1.500	0.093	0.628	11.256
H 19302	1.750	0.125	0.974	13.000
H 19550	2.000	0.065	0.604	15.480
H 19301	2.000	0.090	0.826	15.280
H 19598	2.000	0.125	1.124	15.000
H 19326	2.000	0.250	2.100	13.932
19326 CAN BE EXTRUDE AT TEXAS & NEW JERSEY				
H 19280	3.000	0.125	1.724	23.000
H 19303	3.000	0.250	3.300	22.000
H 19449	4.000	0.125	2.324	31.000
H 19276	4.000	0.188	3.440	30.496
H 19361	4.000	0.250	4.500	30.000
H 19266	4.000	0.500	8.400	28.000
19266 CAN BE EXTRUDE AT TEXAS & NEW JERSEY				
H 19281	6.000	0.125	3.524	47.000

SQUARE TUBE SHARP CORNERS

DIE NO.	A	T	WT/FT	PERIM



# SQUARE TUBE ROUNDED CORNERS



\*\* PERIMETER EQUALS SUM OF INSIDE AND OUTSIDE PERIMETER

SQUARE TUBE ROUND CORNERS

DIE No.	A	T	IR	OR	WT/FT	PERIM
H 19300	0.750	0.045	0.044	0.093	0.145	5.404
H 19393	0.750	0.062	0.031	0.093	0.197	5.291
H 19285	0.750	0.125		0.093	0.366	4.840
H 19588	1.000	0.062	0.031	0.094	0.270	7.290
H 19397	1.000	0.067	0.156	0.156	0.300	6.928
H 19583	1.000	0.088	0.031	0.094	0.377	7.082
H 19556	1.000	0.094		0.030	0.408	7.196
H 19818	1.000	0.125		0.062	0.522	6.868
H 19396	1.000	0.125	0.089	0.156	0.508	6.579
H 19221	1.000	0.125	0.063	0.125	0.514	6.677
H 19206	1.000	0.125		0.141	0.504	6.758
H 19462	1.125	0.074	0.060	0.125	0.361	8.090
H 19748	1.250	0.072	0.053	0.125	0.394	9.118
	USE 19500	FOR 6463	BRITE DIP	ORDERS	ONLY	
H 19962	1.250	0.093	0.032	0.090	0.516	9.074
H 19312	1.250	0.125		0.125	0.659	8.796
H 19141	1.375	0.156	0.125	0.156	0.904	9.270
H 19465	1.500	0.090	0.098	0.188	0.583	10.789
H 19923	1.500	0.125	0.090	0.031	0.832	10.792
H 19931	1.750	0.125	0.062	0.188	0.943	12.571
H 19314	2.000	0.125	0.030	0.125	1.110	14.745
H 19207	2.000	0.125	0.080	0.188	1.096	14.540
H 19966	2.000	0.125	0.125	0.125	1.126	14.570
H 19346	2.000	0.125	0.125	0.250	1.076	14.356
H 19702	2.000	0.188	0.031	0.031	1.634	14.390

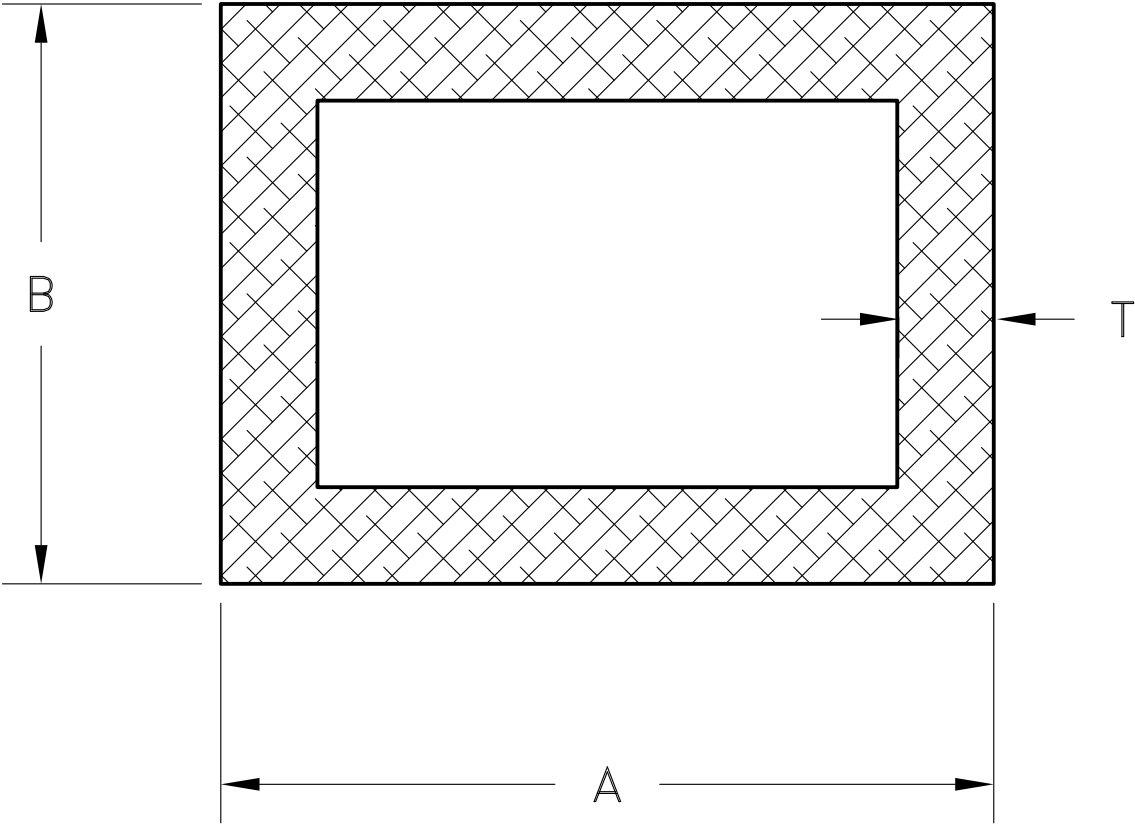
SQUARE TUBE ROUND CORNERS

DIE No.	A	T	IR	OR	WT/FT	PERIM
H 19143	2.000	0.188	0.250	0.406	1.530	13.381
H 19707	2.000	0.250		0.250	2.035	13.554
H 19299	2.000	0.250	0.125	0.250	2.051	13.356
H 19917	2.500	0.125	0.090	0.031	1.432	18.792
19917 CAN BE EXTRUDED AT W.E. & NEW JERSEY						
H 19867	3.000	0.187	0.031	0.031	2.525	22.398
H 19323	3.000	0.250	0.031	0.187	3.265	21.626
H 19360	3.000	0.250	0.062	0.250	3.203	21.368
19360 CAN EXTRUDED AT W.E. & NEW JERSEY						
H 19262	3.100	0.375	0.031	0.016	4.906	21.720
H 19365	4.000	0.125	0.250	0.125	2.374	30.356
H 19838	4.000	0.250	0.250	0.125	4.549	29.356
19838 CAN BE EXTRUDED AT W.E. & NEW JERSEY						
H 19034	4.000	0.375	0.250	0.250	6.525	28.142
H 19098	6.000	0.188	0.125	0.125	5.245	46.067
H 19038	6.000	0.500	0.250	0.250	13.200	43.142
19038 CAN BE EXTRUDED AT W.E. & NEW JERSEY						
H 19017	6.000	0.500	0.031	0.031	13.200	49.905
H 19100	8.000	0.188	0.125	0.125	7.050	62.067
H 19039	8.000	0.500	0.250	0.750	17.485	58.283
H 19035	10.000	0.375	0.375	0.375	17.325	75.724



# RECTANGULAR TUBE

SHARP CORNERS

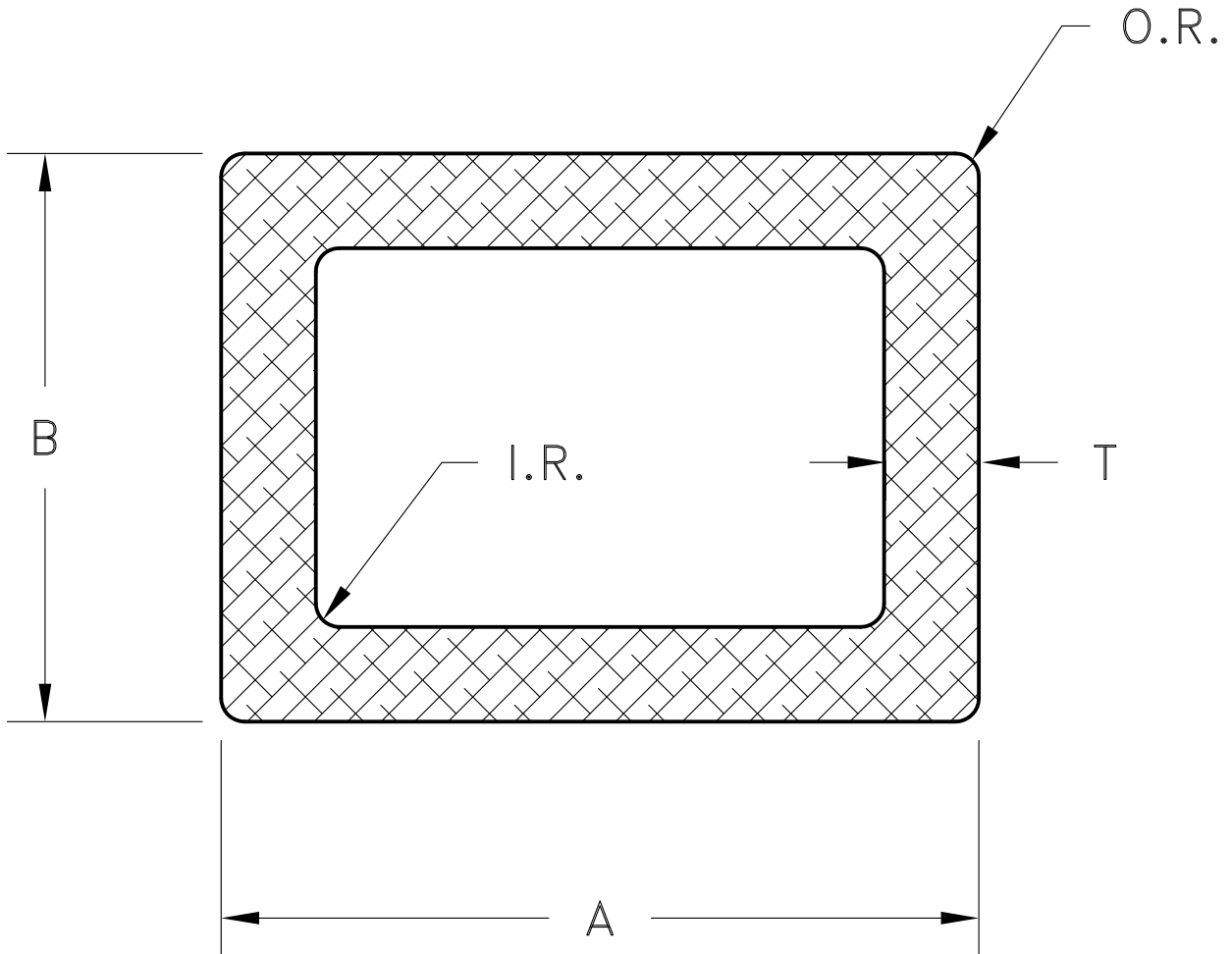


\*\* PERIMETER EQUAL SUM OF INSIDE AND OUTSIDE PERIMETER





RECTANGULAR TUBE  
ROUNDED CORNERS



\*\* PERIMETER EQUALS SUM OF INSIDE AND OUTSIDE PERIMETER

RECTANGULAR TUBE ROUND CORNERS

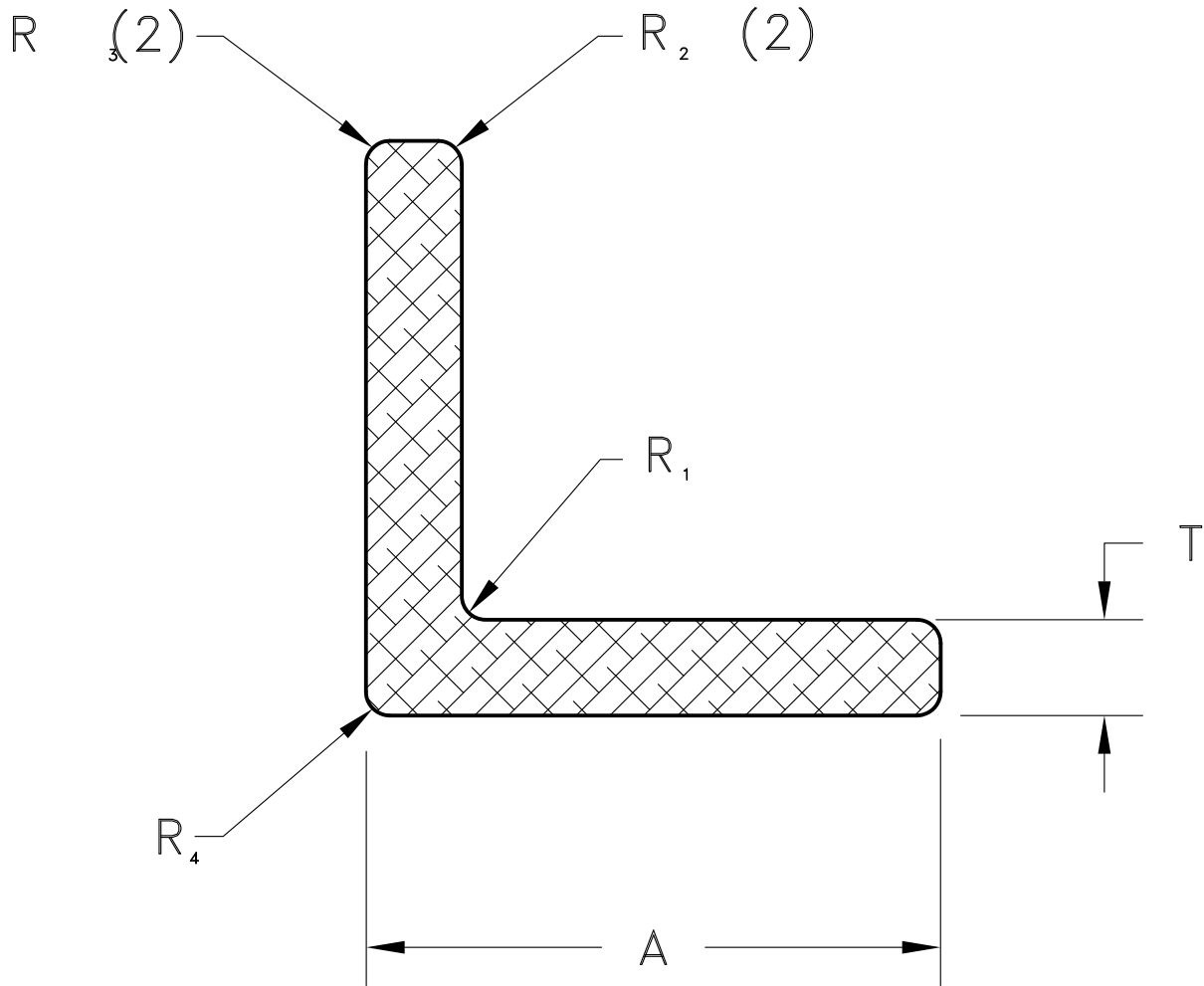
DIE No.	A	DIM	B	T	IR	OR	WT/FT	PERIM
H 19195	1.500	X	1.000	0.062		0.015	0.335	9.478
H 19152	1.500	X	1.000	0.062	0.062	0.062	0.354	9.291
H 19458	2.000	X	1.000	0.125	0.109	0.125	0.822	10.598
(USE H 19458 FOR BRITE DIP ORDERS ONLY)								
H 19889	2.000	X	1.500	0.125	0.031		0.976	12.947
H 19146	3.000	X	1.000	0.188	0.031	0.031	1.631	14.394
H 19924	3.000	X	2.000	0.125	0.090	0.030	1.432	18.792
H 19922	3.000	X	2.000	0.250	0.090	0.031	2.707	17.792
H 19253	4.000	X	2.000	0.125	0.090	0.188	1.697	22.522
H 19212	4.000	X	2.000	0.125	0.125	0.250	1.676	22.356
H 19518	4.000	X	2.000	0.188	0.125		2.554	22.281
H 19160	4.000	X	2.000	0.250	0.062	0.250	3.240	21.464
H 19530	4.000	X	3.000	0.125	0.125	0.125	2.026	26.570
H 19210	5.000	X	2.000	0.125	0.063	0.125	2.014	26.677
H 19929	6.000	X	3.000	0.125	0.125	0.125	2.626	34.570
H 19366	6.000	X	4.000	0.150	0.062	0.125	3.480	38.479
H 19291	6.000	X	4.000	0.250	0.025	0.025	5.700	37.914
H 19072	8.000	X	4.000	0.150/0.190	0.125	0.125	4.567	46.211
H 19329	8.000	X	4.000	0.250	0.125		6.916	45.785
H 19330	8.000	X	4.000	0.250	0.125	0.125	6.900	45.570
H 19054	8.000	X	6.000	0.500	0.250	0.250	15.600	51.142
H 19022	8.500	X	4.500	0.250	0.125	0.250	7.452	49.368
H 19061	10.000	X	2.000	0.125	0.031	0.031	3.525	46.907

RECTANGULAR TUBE ROUND CORNERS

DIE No.	A	DIM	B	T	IR	OR	WT/FT	PERIM
<b>H 19062</b>	<b>12.000</b>	<b>X</b>	<b>2.000</b>	<b>0.190</b>	<b>0.031</b>	<b>0.031</b>	<b>6.211</b>	<b>54.385</b>



ANGLE  
EQUAL LEGS



ANGLES EQUAL LEGS

DIE No.	A	T	R1	R2	R3	R4	WT/FT	PERIM
19913	0.500	0.125					0.131	2.000
19812	0.750	0.125					0.206	3.000
19575	1.000	0.062					0.144	4.000
19807	1.000	0.094		0.094			0.210	3.919
19994	1.000	0.125					0.281	3.959
19806	1.000	0.125		0.062	0.062	0.125	0.274	3.840
19743	1.250	0.125					0.356	5.000
19461	1.250	0.188	0.125				0.526	4.946
19932	1.500	0.125					0.431	6.000
19880	1.500	0.187					0.631	6.000
19864	1.500	0.250					0.824	6.000
19084	1.750	0.188	0.015	0.015	0.015	0.015	0.747	7.000
19511	2.000	0.125					0.581	8.000
19194	2.000	0.188					0.858	8.000
19878	2.000	0.250					1.124	8.000
19023	2.000	0.250					1.124	8.000
DIE 19023 (FOR 6463 ALLOY ORDERS ONLY)								
19028	2.000	0.250	0.250	0.125	0.015	0.015	1.133	7.785
DIE 19028 (FOR 6463 ALLOY ORDERS ONLY)								
19940	2.500	0.187					1.080	10.000
19618	3.000	0.125					0.881	12.000
19154	3.000	0.313					2.136	12.000

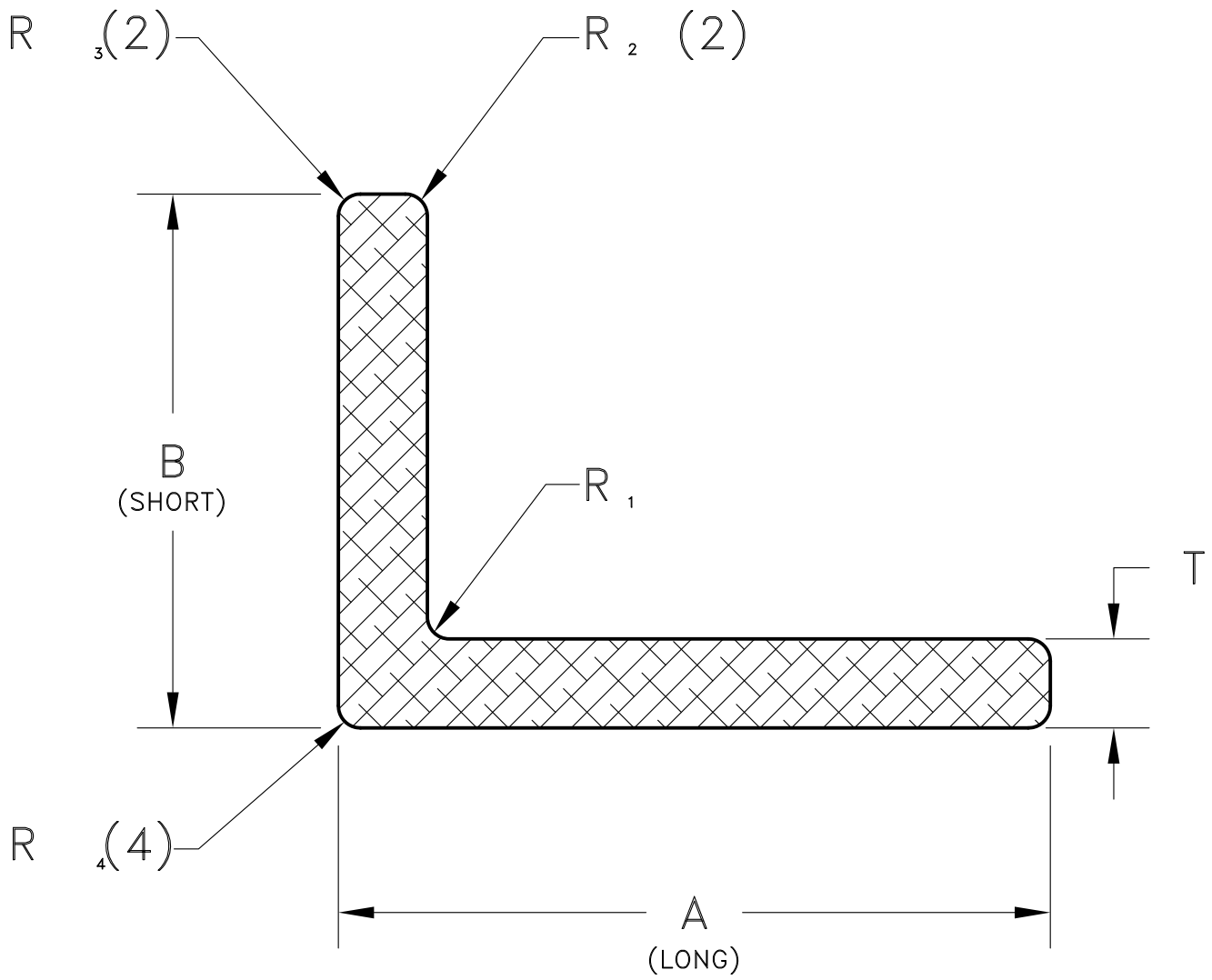
ANGLES EQUAL LEGS

DIE No.	A	T	R1	R2	R3	R4	WT/FT	PERIM





ANGLE  
UNEQUAL LEGS



ANGLES UNEQUAL LEGS

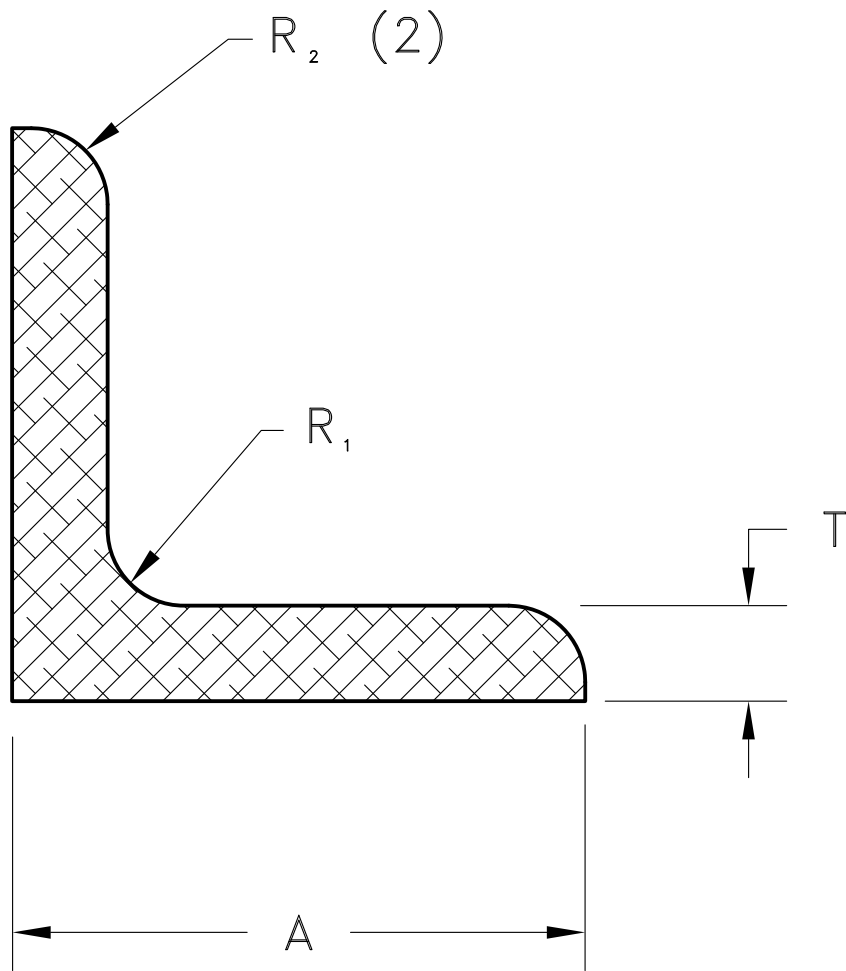
DIE NO.	A	B	T	R1	R2	R3	R4	WT/FT	PERIM
19133	0.666	0.563	0.063					0.088	2.458
19675	1.000	0.500	0.125					0.206	3.000
19766	1.500	0.500	0.125					0.281	4.000
19683	1.500	0.750	0.125					0.319	4.463
19744	1.500	1.000	0.125					0.356	4.993
19111	1.500	1.000	0.187					0.520	5.000
19085	1.500	1.250	0.188	0.015	0.015	0.015	0.015	0.578	5.500
19263	2.000	0.562	0.188					0.535	5.124
19891	2.000	1.000	0.062					0.218	6.000
19670	2.000	1.000	0.250					0.824	5.961
19810	2.000	1.500	0.125					0.506	7.000
19110	2.000	1.500	0.187					0.744	7.000
19686	2.000	1.750	0.250					1.050	7.461
19060	2.125	1.375	0.125					0.506	6.961
19203	2.175	1.175	0.175	SHARP	0.088			0.658	6.523
19466	2.500	1.500	0.125					0.581	8.011
19092	2.500	1.500	0.188					0.860	8.000
19112	2.500	1.500	0.250					1.125	8.000
19747	3.000	2.000	0.094					0.553	10.000
19516	3.000	2.000	0.125					0.731	10.000
19559	3.000	2.000	0.250					1.426	10.000
19052	3.375	1.375	0.375	0.020	0.188	0.188	0.188	1.924	9.089
19685	3.500	1.250	0.125					0.694	9.461

ANGLES UNEQUAL LEGS

DIE NO.	A	B	T	R1	R2	R3	R4	WT/FT	PERIM
<b>19205</b>	<b>4.000</b>	<b>2.000</b>	<b>0.188</b>					<b>1.312</b>	<b>12.000</b>
<b>19986</b>	<b>4.000</b>	<b>2.000</b>	<b>0.250</b>					<b>1.724</b>	<b>11.959</b>
<b>19211</b>	<b>4.500</b>	<b>2.000</b>	<b>0.188/0.250</b>	<b>0.062</b>	<b>0.094/.125</b>		<b>0.250</b>	<b>1.531</b>	<b>12.678</b>



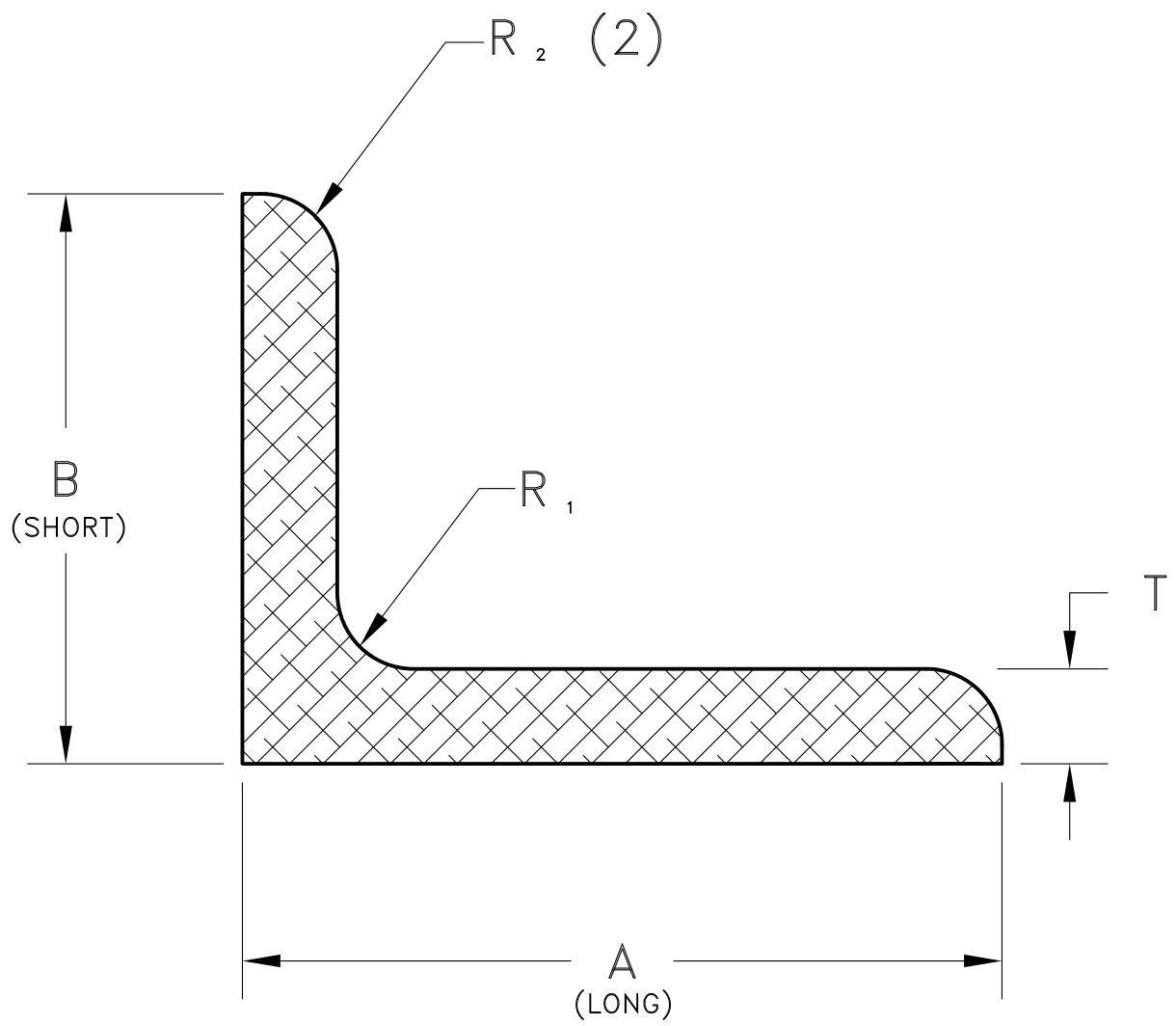
STRUCTURAL ANGLE  
EQUAL LEGS



STRUCTURAL ANGLES EQUAL LEGS

DIE No.	A	T	R1	R2	WT/FT	PERIM
19890	1.000	0.125	0.125	0.093	0.281	3.867
19461	1.250	0.188	0.125		0.526	4.946
19671	1.500	0.125	0.188	0.125	0.432	5.795
19995	1.500	0.187	0.187	0.125	0.632	5.808
19990	2.000	0.125	0.250	0.125	0.589	7.766
19677	2.000	0.188	0.250	0.125	0.865	7.766
19855	2.000	0.250	0.250	0.125	1.133	7.785
19662	2.000	0.375	0.250	0.125	1.639	7.785
19028	2.000	0.250	0.250	0.125	1.133	7.785
19028 (FOR 6463 ALLOY ONLY)						
19662	2.000	0.375	0.250	0.125	1.639	7.785
19664	2.500	0.188	0.250	0.125	1.093	9.785
19668	2.500	0.250	0.250	0.125	1.433	9.766
19739	3.000	0.250	0.312	0.250	1.720	11.656
19076	3.000	0.313	0.312	0.250	2.125	11.612
19667	3.000	0.375	0.312	0.250	2.524	11.651
19234	3.500	0.250	0.375	0.250	2.029	13.624
19075	4.000	0.250	0.375	0.250	2.329	15.589
19189	4.000	0.375	0.375	0.281	3.427	15.598
19074	5.000	0.500	0.500	0.375	5.691	19.424

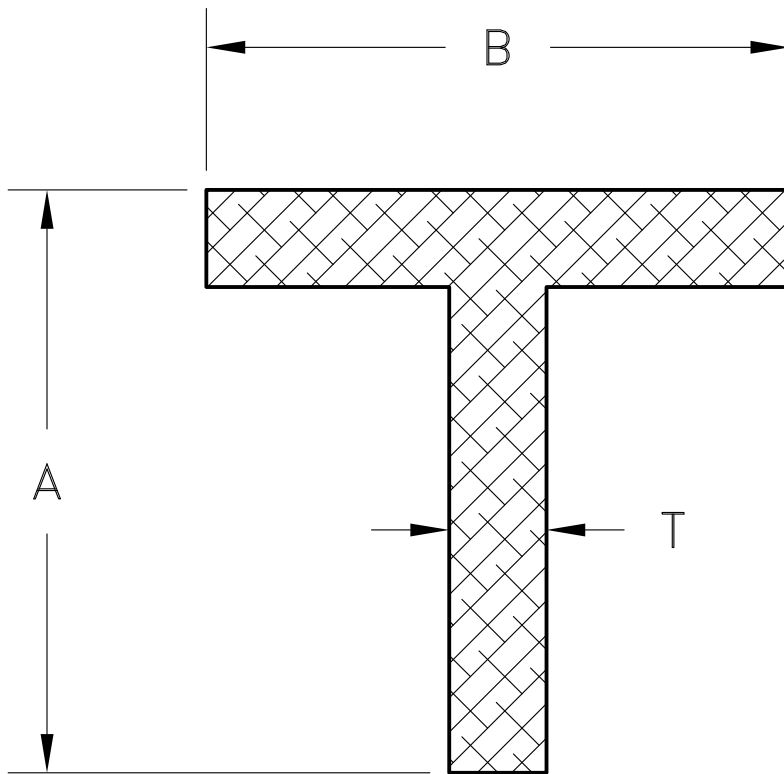
STRUCTURAL ANGLE  
UNEQUAL LEGS





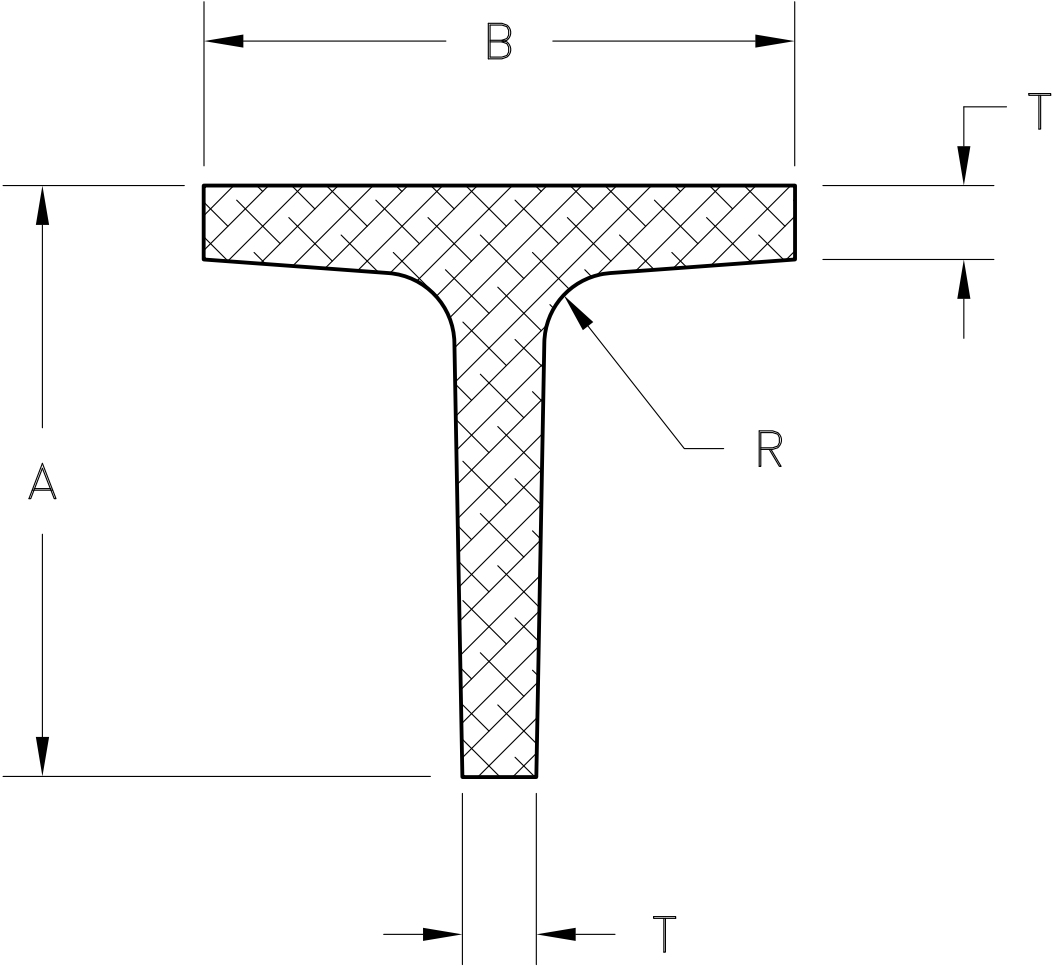


TEE



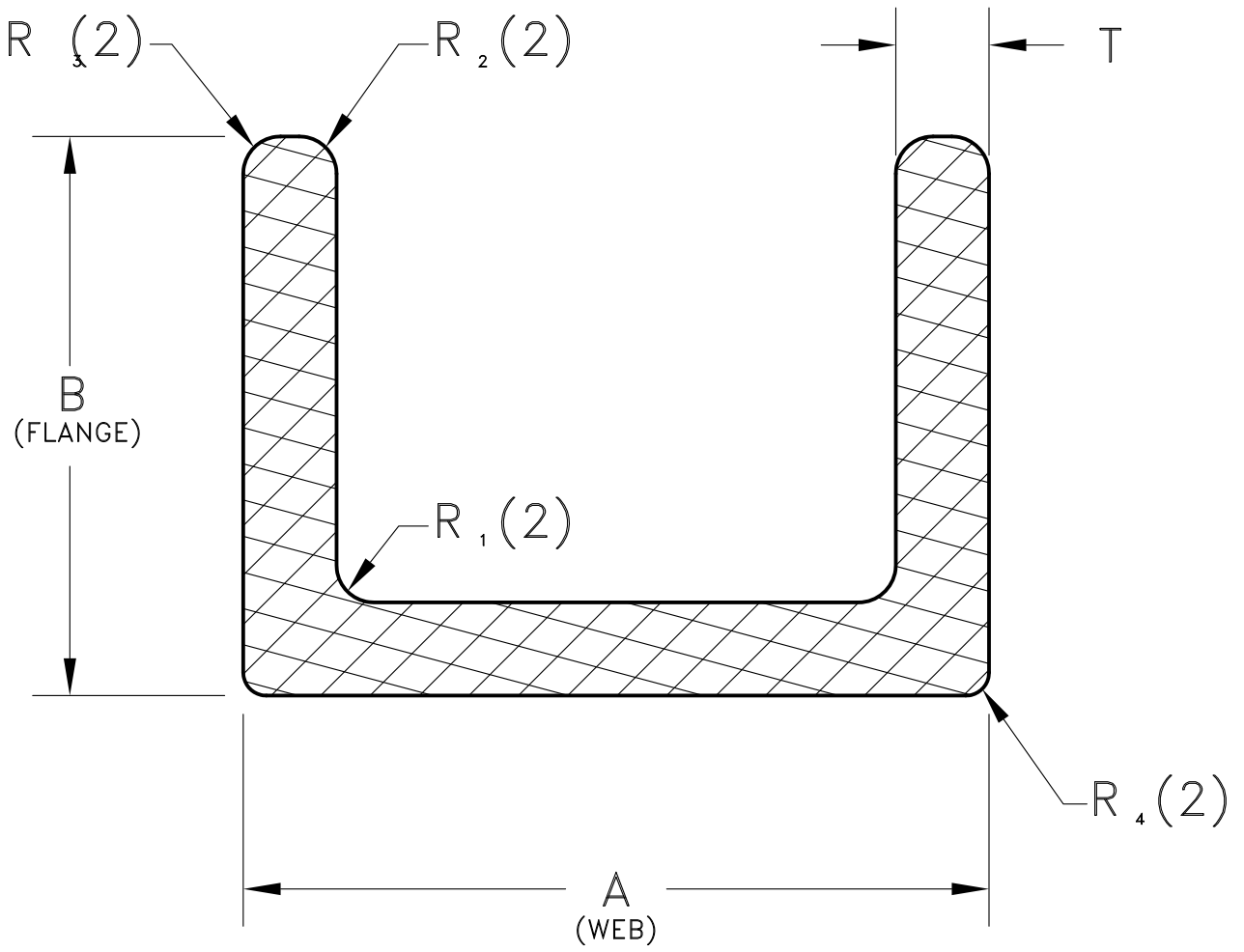


STRUCTURAL TEE





# CHANNEL



CHANNEL

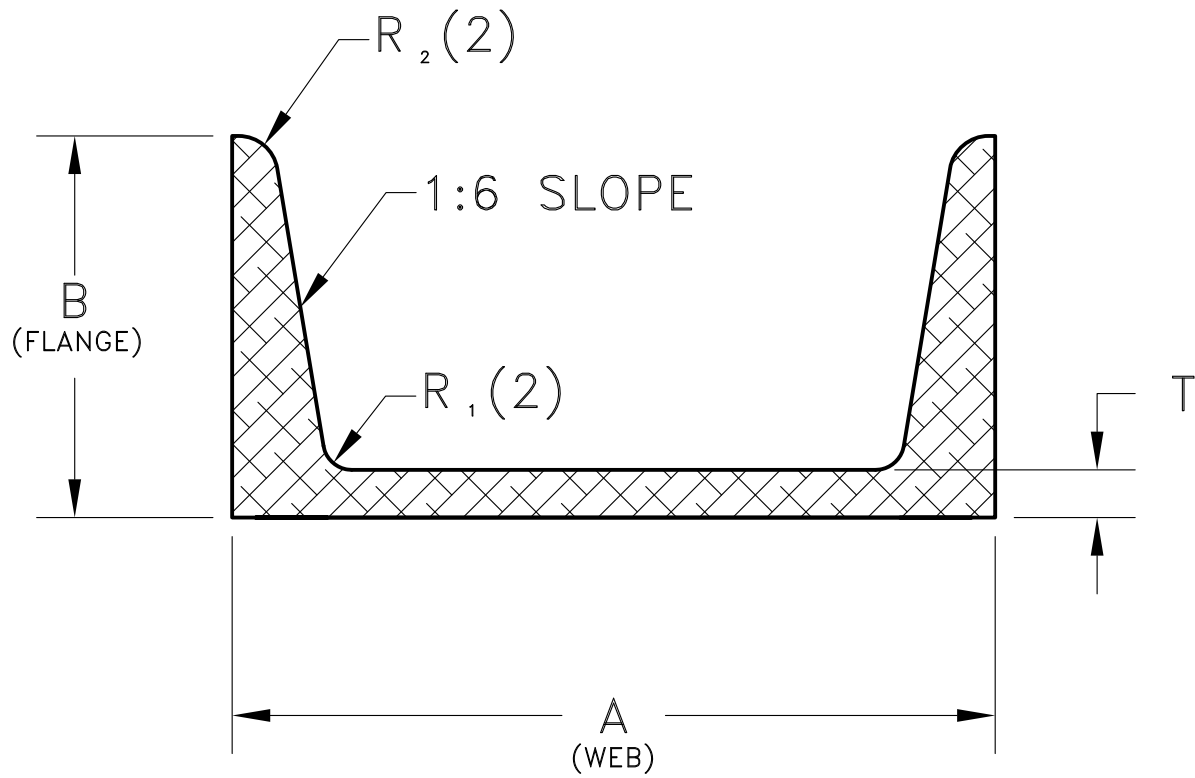
DIE NO.	A	DIM	B	WEB/FLANGE	R1	R2	R3	R4	WT/FT	PERIM
19725	0.500	X	0.750	0.125					0.263	3.698
19811	1.000	X	0.500	0.125					0.263	3.750
19487	1.000	X	0.750	0.063					0.180	4.874
19377	1.000	X	1.000	0.125					0.413	5.750
19617	1.000	X	1.000	0.125				0.062	0.410	5.697
19554	1.000	X	1.500	0.125					0.563	7.750
19322	1.500	X	1.500	0.125					0.637	8.750
19515	1.750	X	1.000	0.125					0.526	7.250
19109	1.750	X	1.750	0.190	0.125	0.095		0.125	1.101	9.742
19254	1.894	X	2.000	0.197	0.062	0.031	0.031	0.062	1.394	11.140
19594	2.500	X	1.000	0.120	0.031	0.031	0.031	0.031	0.612	8.654
19875	2.500	X	1.500	0.125					0.787	10.750
19204	2.750	X	2.500	0.250	0.125			0.250	2.150	14.678
19286	3.000	X	1.500	0.130/0.200	0.250				1.158	11.525
19298	3.000	X	1.750	0.170/0.260	0.250				1.630	12.445
19178	4.000	X	1.500	0.150/0.185	0.250				1.352	13.485
19363	4.000	X	2.000	0.150/0.230	0.250				1.774	15.485
19362	4.000	X	2.250	0.190/0.290	0.250				2.377	16.405
19053	5.000	X	1.375	0.375	0.020	0.188	0.188	0.188	3.096	14.250
19378	5.000	X	2.250	0.150/0.260	0.300				2.256	18.442
19292	5.000	X	2.750	0.190/0.320	0.300				3.152	20.362







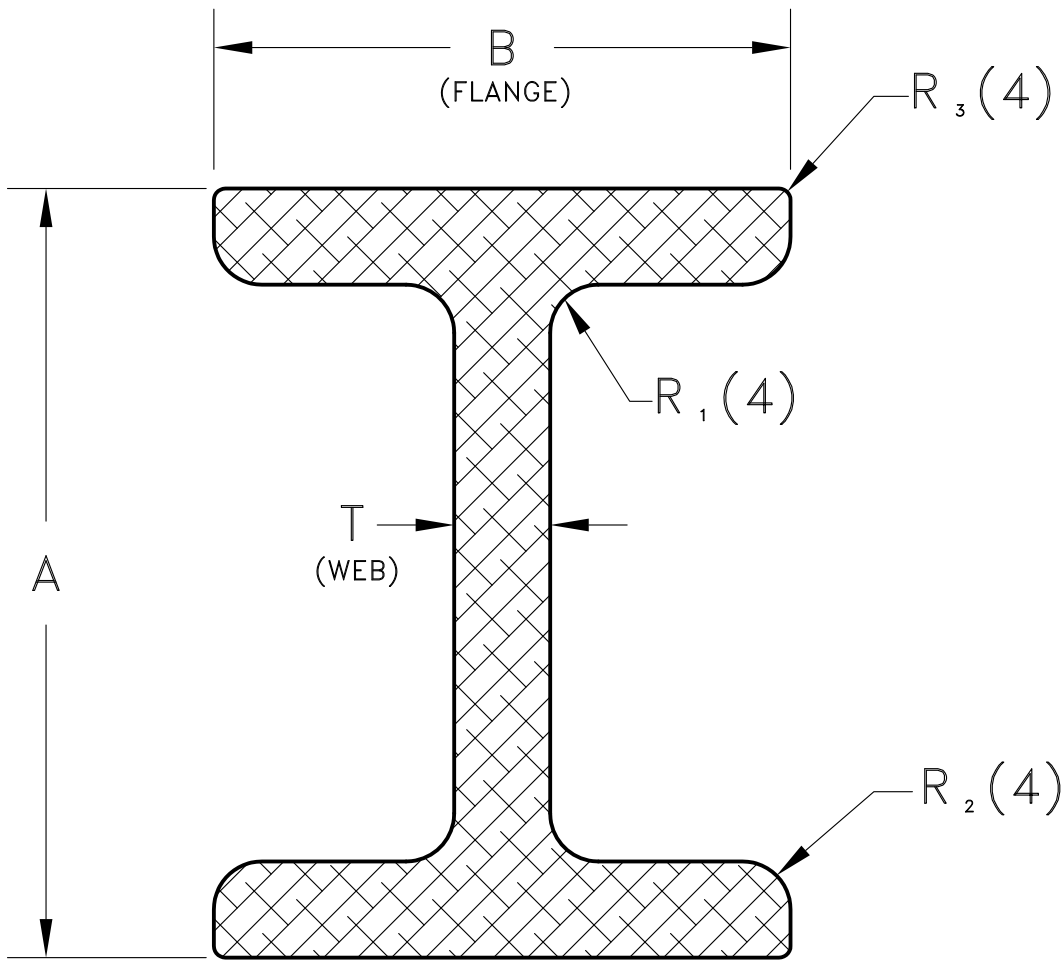
# STRUCTURAL CHANNEL



STRUCTURAL CHANNEL

DIE NO.	A	DIM	B	WEB/FLANGE	R1	R2	WT/FT	PERIM
19740	3.000	X	1.410	0.170	0.270	0.100	1.447	10.707
19858	4.000	X	1.580	0.180	0.280	0.110	1.884	13.281
19656	4.000	X	1.647	0.247	0.280	0.110	2.206	13.441
19697	4.000	X	1.720	0.320	0.280	0.110	2.556	13.561
19750	5.000	X	1.750	0.190	0.290	0.110	2.363	15.912
19294	6.000	X	1.920	0.200	0.300	0.120	2.884	18.512
19661	6.000	X	1.945	0.225	0.300	0.120	3.064	18.562
19295	6.000	X	2.034	0.314	0.300	0.120	3.704	18.740
19353	8.000	X	2.290	0.250	0.320	0.130	4.339	23.777
19288	8.000	X	2.527	0.487	0.320	0.131	6.614	24.250
19287	10.000	X	2.600	0.240	0.340	0.140	5.387	28.921
19278	10.000	X	2.886	0.526	0.340	0.140	8.819	29.493
19187	12.000	X	2.960	0.300	0.380	0.170	7.562	34.109

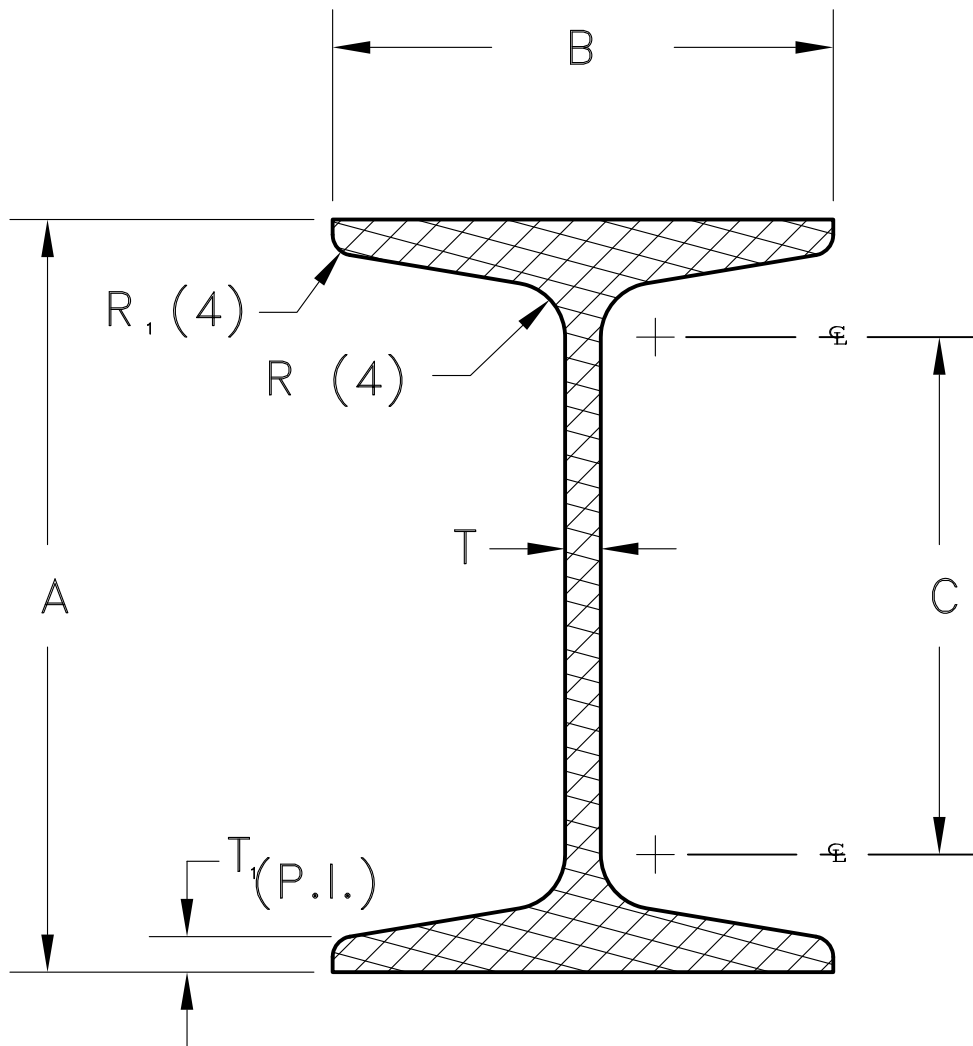
WIDE FLANGE BEAMS



WIDE FLANGE BEAMS

DIE NO.	A	DIM	B	WEB/FLANGE	R1	R2	R3	WT/FT	PERIM
19375	4.000	X	2.250	0.130/0.090	0.125	0.030	0.030	1.120	16.502
19660	4.000	X	3.000	0.125	0.062	0.062	0.062	1.458	19.431
19380	4.000	X	3.000	0.170/0.290	0.250			2.850	19.231
19341	5.000	X	3.500	0.190/0.320	0.300			3.775	23.105
19336	5.500	X	3.460	0.195/280	0.281	0.140		3.522	23.498
19336 CAN BE EXTRUDE AT TEXAS & NEW JERSEY									
19296	6.000	X	4.000	0.190/0.290	0.300			4.112	27.116
19379	6.000	X	4.000	0.210/0.350	0.300			4.788	27.065
19337	6.500	X	4.000	0.220/0.310	0.281	0.155		4.560	27.557
19337 CAN BE EXTRUDE AT TEXAS & NEW JERSEY									
19095	8.000	X	4.000	0.175/0.230	0.175	0.060	0.060	3.815	31.155
19094	8.000	X	5.000	0.200/0.250	0.200	0.060	0.060	4.834	35.062
19297	8.000	X	5.000	0.230/0.350	0.300			6.300	34.823
19342	8.000	X	5.000	0.250/0.410	0.300			7.159	34.783
19093	8.000	X	5.500	0.250/0.400	0.250	0.060	0.060	7.497	36.876
19252	8.000	X	7.000	0.313/0.450	0.313	0.060	0.060	10.320	42.642
19150	12.000	X	7.000	0.290/0.470	0.400	0.060	0.060	11.910	50.745

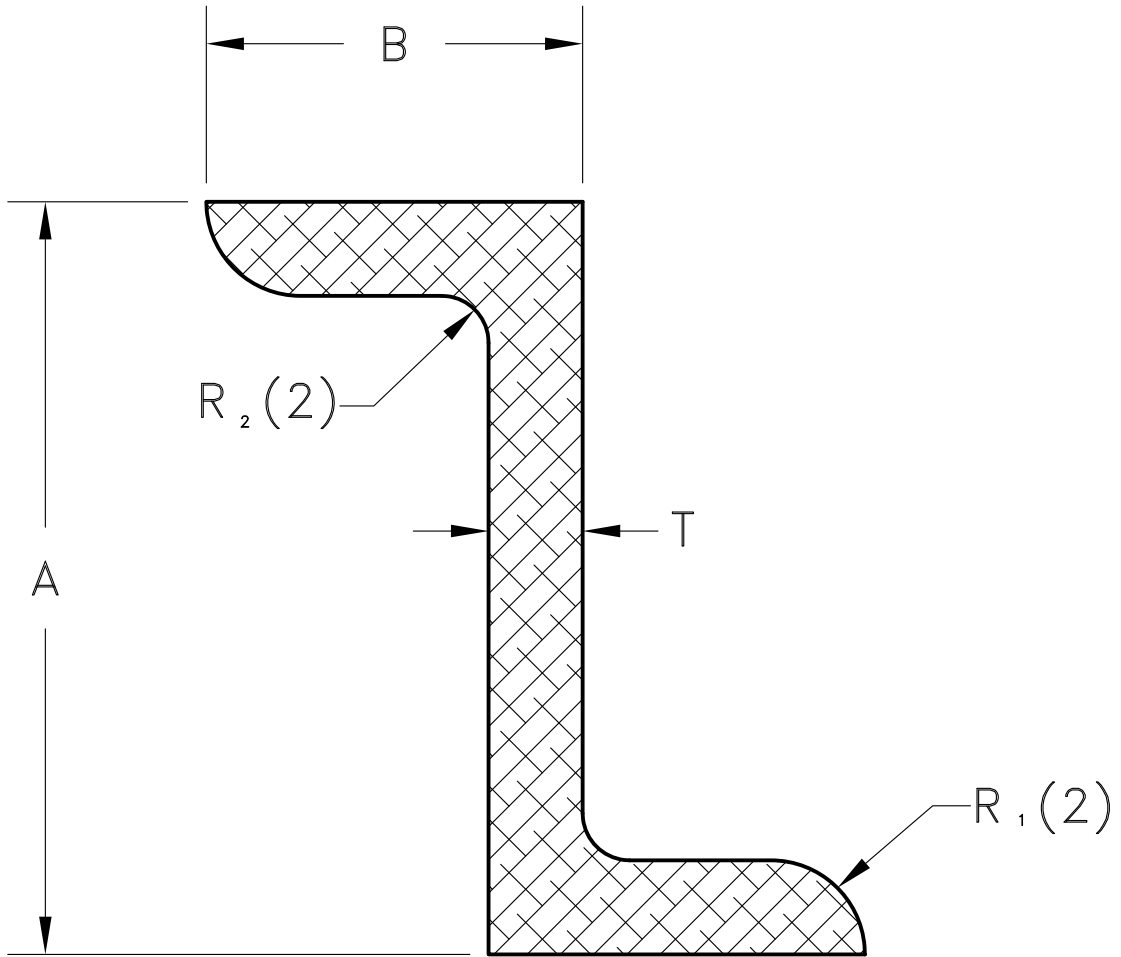
# I BEAMS



I BEAM

DIE NO.	A	B	C	T	T1	R	R1	WT/FT	PERIM
<b>19332</b>	<b>5.000</b>	<b>3.000</b>	<b>3.593</b>	<b>0.210</b>	<b>0.210</b>	<b>0.310</b>	<b>0.130</b>	<b>3.500</b>	<b>20.226</b>
<b>19144</b>	<b>5.000</b>	<b>5.000</b>	<b>3.436</b>	<b>0.313</b>	<b>0.330</b>	<b>0.313</b>	<b>0.165</b>	<b>6.496</b>	<b>27.978</b>
19144 CAN BE EXTRUDE AT TEXAS & NEW JERSEY									
<b>19134</b>	<b>8.000</b>	<b>4.000</b>	<b>6.231</b>	<b>0.270</b>	<b>0.260</b>	<b>0.370</b>	<b>0.160</b>	<b>6.387</b>	<b>26.655</b>

ZEE



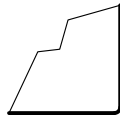




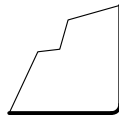
# RADIUS TABLE



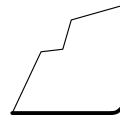
0.016 R.



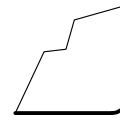
0.031 R.



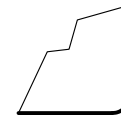
0.047 R.



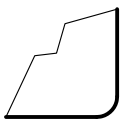
0.062 R.



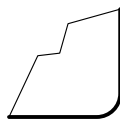
0.078 R.



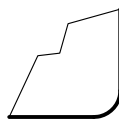
0.094 R.



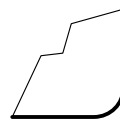
0.109 R.



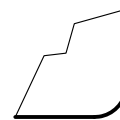
0.125 R.



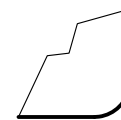
0.141 R.



0.156 R.



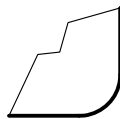
0.172 R.



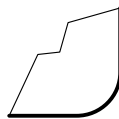
0.188 R.



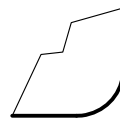
0.203 R.



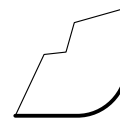
0.219 R.



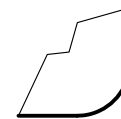
0.234 R.



0.250 R.



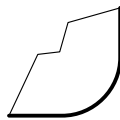
0.266 R.



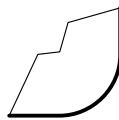
0.281 R.



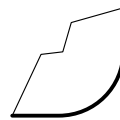
0.297 R.



0.312 R.



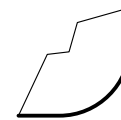
0.328 R.



0.344 R.



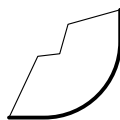
0.359 R.



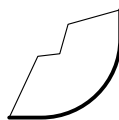
0.375 R.



0.391 R.



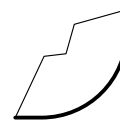
0.406 R.



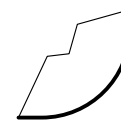
0.422 R.



0.438 R.



0.453 R.



0.469 R.



0.484 R.



0.500 R.